

Cash for Grass Rebate: Installation Checklist



To ensure the project has met the requirements of the Cash for Grass Rebate program, once your project is complete, the installer must check off the applicable elements of this checklist and sign it. Please email the signed document to savewater@smgov.net. The project applicant will be contacted to schedule an inspection. Please call 310-458-8972 if you have any questions.




Project Installer Information

Rebate Project Address:	Date:
Installer/Contractor Name/Homeowner DIY:	Company Name (if applicable):
Daytime Phone Number:	Email:
Santa Monica Business License # (optional):	C-27 License # (optional):

Section 1: GENERAL LANDSCAPE REQUIREMENTS (Includes parkway unless noted)
<input type="checkbox"/> Turf grass was removed in the converted area.
<input type="checkbox"/> New plant material will cover 25% of converted area at plant maturity, excluding parkways.
<input type="checkbox"/> Did NOT install high water using plants (i.e., Fuchsia or Azalea).
<input type="checkbox"/> Did NOT install invasive plants (i.e., Mexican Feather Grass).
<input type="checkbox"/> Did NOT install turf/lawn like plants (i.e., Lawn Seed Mixes).
<input type="checkbox"/> Artificial turf was NOT installed in the converted area.
<input type="checkbox"/> Converted area is permeable to air and water.
Check which approved mulch was used in the converted planting areas:
<input type="checkbox"/> Decomposed granite (DG) without a stabilizing polymer
<input type="checkbox"/> Bark or wood chip mulch
Check which approved permeable hardscape material was used for patios and/or walkways in the converted areas:
<input type="checkbox"/> Gravel (not allowed in parkway)
<input type="checkbox"/> Bark or wood chip mulch
<input type="checkbox"/> Decomposed granite (DG)
<input type="checkbox"/> Un-grouted pavers or stepping stones
<input type="checkbox"/> Other permeable paving: _____
<input type="checkbox"/> In the converted area, all spray irrigation is removed or capped.
Section 2: PARKWAY REQUIREMENTS (Applies only to work performed in the parkway)
<input type="checkbox"/> A Tree Protection Zone was installed around parkway street tree(s) with a minimum 2-foot wood chip mulch ring ONLY around the trunk of the tree(s).
<input type="checkbox"/> Installed plant material will not exceed a height of 24" at maturity.
<input type="checkbox"/> Did NOT install raised beds or planter boxes.
<input type="checkbox"/> Did NOT install gravel, pebbles, crushed stone, crushed brick, crushed lava rock, concrete, grouted pavers or artificial turf.
<input type="checkbox"/> Did NOT install any new trees, or invasive, high-water using, or turf-like plants.
<input type="checkbox"/> Did NOT install plants that create public safety hazards such as Agave, Rose, Ivy, Vines, Cactus.
<input type="checkbox"/> Did NOT install a rain harvest rebate in the parkway.
SECTION 3: GENERAL IRRIGATION REQUIREMENTS (skip section if no irrigation system was installed)
<input type="checkbox"/> Where feasible trees have been installed on a separate drip zone (valve).
<input type="checkbox"/> The irrigation controller has been reprogrammed for a drip irrigation schedule.

Cash for Grass Rebate: Installation Checklist



<input type="checkbox"/> Drip irrigation system includes a backflow prevention device, low flow valve, filter, pressure regulator, and flushing mechanism.
<input type="checkbox"/> Drip irrigation zones are on their own valve (did NOT combine with existing overhead sprinklers or tree bubbler zones).
Properties <i>with</i> a master backflow prevention device (reduced pressure backflow preventer or “RP”) must use one of the following drip control zone kits (low flow valve with a pressure regulator and filter): *Commercial properties must have a <i>reduced pressure backflow preventer</i> for the irrigation system
Check the drip control zone kits installed: <ul style="list-style-type: none"> <input type="checkbox"/> Netafim - LVCZS80SF10075-LF/HFHP <input type="checkbox"/> Hunter – PCZ-101-40 or ICZ-101-40-LF <input type="checkbox"/> Rain Bird – XCZ-075-PRF or XCZ-100-PRF <input type="checkbox"/> TORO – DZK-TPV-1-LF <input type="checkbox"/> Landscape Products – LP-VP-1- Drip Zone Kit <div style="display: flex; justify-content: space-around; margin-top: 10px;">   </div>
Properties <i>without</i> a master backflow prevention device (“RP”) must use one of the following drip control zone kits (low flow anti-siphon valve with a pressure regulator and filter) installed a minimum of 6 inches above the highest converted area:
Check the drip control zone kits installed: <ul style="list-style-type: none"> <input type="checkbox"/> Irritrol – 2711APRDK-LF <input type="checkbox"/> Hunter - ACZ-075-25/40 <input type="checkbox"/> Rain Bird – XACZ-075-PRF <input type="checkbox"/> TORO – DZK-EZF-075-LF <div style="text-align: right; margin-top: 10px;">  </div>
<input type="checkbox"/> Drip irrigation filters are easily accessible for servicing.
Check which 17 mm ½-inch drip tubing with built-in emitters that flow at 0.90 gallons per hour or less was installed: <ul style="list-style-type: none"> <input type="checkbox"/> Agrifim Dura Flo Inline CV Series <input type="checkbox"/> Hunter PLD-CV Dripline Series <input type="checkbox"/> Rain Bird XFS-CV Dripline Series <input type="checkbox"/> Toro Drip In PC Brown Dripline Series <input type="checkbox"/> Landscape Products EZ-ID-CV Dripline Series <input type="checkbox"/> Netafim Techline® HCVXR or CV Series Dripline
Check which flushing mechanism was installed for each drip irrigation zone: <ul style="list-style-type: none"> <input type="checkbox"/> Figure 8 <input type="checkbox"/> Flush valve <input type="checkbox"/> Tattle-tail Device
<input type="checkbox"/> Did NOT install ¼ inch “spaghetti” drip tubing or multi-outlet emitters.

By signing this Checklist form, you confirm the checked requirements have been completed to the City’s specification for the project stated on this form. Installer understands that if all the checklist requirements are not met, the project may be denied, and a rebate may not be given to the applicant of the project. If all checklist requirements are not met at the time of Inspection, an extension may be given and is at the sole discretion of the City’s Water Conservation Unit.

Installer Signature _____ Date _____

FOR INTERNAL USE ONLY			
Date Received:	Processed by:	Approved (Y/N)	Date Approved