

RESOLUTION NO. 4825 (ECS)

(City Council Series)

A RESOLUTION OF THE CITY COUNCIL OF THE CITY OF SANTA MONICA APPROVING AND ADOPTING THE CERTIFICATION OF VOTES, PERTAINING TO THAT CERTAIN PROPOSITION U AT THE GENERAL ELECTION OF NOVEMBER 2, 1976.

WHEREAS, Proposition U was submitted to the voters of the City of Santa Monica at the regular general election of November 2, 1976; and,

WHEREAS, the total number of votes cast for and against said proposition has been calculated and certified to by Leonard Panish, Registrar-Recorder of the County of Los Angeles,

NOW, THEREFORE, the City Council of the City of Santa Monica does resolve as follows:

SECTION 1. That the vote total, as certified to by Leonard Panish, Registrar-Recorder of the County of Los Angeles, shall be and is hereby approved and adopted as the formal vote count regarding Proposition U by the City of Santa Monica.

SECTION 2. That said vote count is 21,148 in favor of Proposition U, and 17,754 opposed to Proposition U.

SECTION 3. The City Clerk shall certify to the adoption of this resolution, and thenceforth and thereafter the same shall be in full force and effect.

ADOPTED and APPROVED this 11th day of January 1977.


William T. Jones
Mayor

ATTEST:


George O. Jones
City Clerk

I hereby certify that the foregoing resolution was duly adopted by the City Council of the City of Santa Monica at a regular meeting thereof, held on the 11th of January, 1977, by the following vote of Council:

AYES:	COUNCILMEMBER: Cohen, McCloskey, Reed, Swink, van den Steenhoven, Trives
NOES:	COUNCILMEMBER: None
ABSENT:	COUNCILMEMBER: Judson


City Clerk

APPROVED AS TO FORM:


City Attorney

RECEIVED
OFFICE OF THE
CITY CLERK
Dec 2 10 49 AM '76
SANTA MONICA, CALIF.

STATE OF CALIFORNIA,)
) ss.
COUNTY OF LOS ANGELES.)

I, LEONARD PANISH, Registrar-Recorder of the County of Los Angeles, State of California, do hereby certify that the attached is a true and correct Canvass of the Votes Cast For and Against Proposition U for the City of Santa Monica Special Municipal Election consolidated with the General Election held in the City of Santa Monica on November 2, 1976.


I further certify that the total Ballots Cast at the City of Santa Monica Special Municipal Election is as follows:

PRECINCT BALLOTS CAST	ABSENTEE BALLOTS CAST	TOTAL BALLOTS CAST
41,463	1,745	43,208

I further certify that the total of the votes cast on said Proposition U is as follows:

PROPOSITION U	YES	<u>NO</u>
Precinct Vote	20,292	17,168
Absentee Vote	856	586
TOTAL VOTE	21,148	17,754

IN WITNESS WHEREOF, I have hereunto set my hand and affixed my seal this 30th day of November, 1976.



Leonard Panish
LEONARD PANISH
Registrar-Recorder
County of Los Angeles

OFFICIAL CANVASS ELECTION RETURNS
GENERAL ELECTION NOVEMBER 2, 1976

OFFICE OF THE REGISTRAR-RECORDER
LEONARD PATISH, REGISTRAR-RECORDER

SANTA MONICA CITY SPECIAL MUNICIPAL ELECTION
MEASURE U

	BALLOTS CAST	YES	NO
SANTA MONICA	350	182	140
SANTA MONICA	300	165	100
SANTA MONICA	340	180	114
SANTA MONICA	303	151	114
SANTA MONICA	332	185	103
SANTA MONICA	306	152	118
SANTA MONICA	307	132	140
SANTA MONICA	327	167	129
SANTA MONICA	340	186	117
SANTA MONICA	302	165	99
SANTA MONICA	318	171	115
SANTA MONICA	340	175	140
SANTA MONICA	346	163	137
SANTA MONICA	371	181	164
SANTA MONICA	323	155	133
SANTA MONICA	325	151	132
SANTA MONICA	361	174	133
SANTA MONICA	330	153	105
SANTA MONICA	355	157	151
SANTA MONICA	257	124	109
SANTA MONICA	276	113	132
SANTA MONICA	320	143	107
SANTA MONICA	318	153	121
SANTA MONICA	258	110	121
SANTA MONICA	307	176	105
SANTA MONICA	365	169	153
SANTA MONICA	240	125	69
SANTA MONICA	269	137	76
SANTA MONICA	267	154	81
SANTA MONICA	284	125	130
SANTA MONICA	332	135	148
SANTA MONICA	321	132	162
SANTA MONICA	354	129	173
SANTA MONICA	307	121	142
SANTA MONICA	315	146	148

SANTA MONICA CITY SPECIAL MUNICIPAL ELECTION
 MEASURE U

	BALLOTS CAST	YES	NO
TWENTY-SECOND SENATORIAL DISTRICT	43,208	21,148	17,754
SENATORIAL TOTALS ALL DISTRICTS	43,208	21,148	17,754
FORTY-FOURTH ASSEMBLY DISTRICT	43,208	21,148	17,754
ASSEMBLY TOTALS ALL DISTRICTS	43,208	21,148	17,754
FOURTH SUPERVISORIAL DISTRICT	43,208	21,148	17,754
SUPERVISORIAL TOTALS ALL DISTRICTS	43,208	21,148	17,754
INCORPORATED CITY TOTALS.....	41,463	20,292	17,168
TOTAL PRECINCTS			127

SANTA MONICA CITY SPECIAL MUNICIPAL ELECTION MEASURE U

	BALLOTS CAST	YES	NO
SANTA MONICA 70	362	185	157
SANTA MONICA 71	278	119	125
SANTA MONICA 72	311	133	150
SANTA MONICA 73	288	104	152
SANTA MONICA 74	359	167	168
SANTA MONICA 75	463	219	213
SANTA MONICA 76	307	175	115
SANTA MONICA 77	265	152	50
SANTA MONICA 78	354	205	122
SANTA MONICA 79	298	131	145
SANTA MONICA 80	313	111	171
SANTA MONICA 81	336	97	218
SANTA MONICA 82	311	108	174
SANTA MONICA 83	357	143	179
SANTA MONICA 84	329	136	168
SANTA MONICA 85	373	140	204
SANTA MONICA 86	304	120	151
SANTA MONICA 87	363	155	183
SANTA MONICA 88	330	157	151
SANTA MONICA 89	361	173	178
SANTA MONICA 90	316	158	150
SANTA MONICA 91	309	149	125
SANTA MONICA 92	280	128	124
SANTA MONICA 93	293	89	176
SANTA MONICA 94	253	139	94
SANTA MONICA 95	261	115	108
SANTA MONICA 96	272	137	100
SANTA MONICA 97	318	143	146
SANTA MONICA 98	341	159	154
SANTA MONICA 99	395	206	172
SANTA MONICA 100	357	184	136
SANTA MONICA 101	347	160	158
SANTA MONICA 102	281	120	136
SANTA MONICA 103	355	202	116
SANTA MONICA 104	312	173	80

OFFICIAL CANVASS ELECTION RETURNS
 GENERAL ELECTION NOVEMBER 24 1976
 OFFICE OF THE REGISTRAR-RECORDER
 LEONARD PARISH, REGISTRAR-RECORDER

SANTA MONICA CITY SPECIAL MUNICIPAL ELECTION
 MEASURE U

	BALLOTS CAST	YES	NO
SANTA MONICA 105	332	162	151
SANTA MONICA 106	310	114	156
SANTA MONICA 107	307	149	121
SANTA MONICA 108	335	149	162
SANTA MONICA 109	424	193	205
SANTA MONICA 110	360	191	132
SANTA MONICA 111	279	139	118
SANTA MONICA 112	354	180	142
SANTA MONICA 113	295	158	109
SANTA MONICA 114	326	186	107
SANTA MONICA 115	298	175	99
SANTA MONICA 116	269	136	102
SANTA MONICA 117	224	115	78
SANTA MONICA 118	240	133	80
SANTA MONICA 119	277	127	116
SANTA MONICA 120	304	124	154
SANTA MONICA 121	307	143	134
SANTA MONICA 122	288	101	154
SANTA MONICA 123	337	176	136
SANTA MONICA 124	329	168	125
SANTA MONICA 125	355	198	112
SANTA MONICA 126	240	106	102
SANTA MONICA 127	275	112	134
AREA TOTAL	41,463	20,292	17,168
ABSENTEE 44	1,745	856	586
COUNTY TOTAL	43,208	21,148	17,754
TWENTY-SEVENTH CONGRESSIONAL DISTRICT	43,208	21,148	17,754
CONGRESSIONAL TOTALS ALL DISTRICTS	43,208	21,148	17,754